



# Summary of Bond Programs

**BUDGET WORKSHOP**

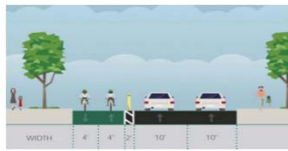
**FEBRUARY 3, 2021**

## From January 2021 Annual Strategy Meeting

Sidewalk Program \$15 - \$30 M Bike Program and Vision Zero \$6 M



Traffic Control Devices \$4 - \$7 M



Bridge Repairs \$3 - \$4 M



Street Resurfacing \$8 M



Traffic Signal Coordination \$3 - \$4 M



### Other Considerations

- Affordable Housing
- Advanced Planning and Design transportation projects
- Neighborhood projects (Corridors of Opportunity)
- Economic Development projects
- Americans with Disabilities Act (ADA) improvements

## Purpose

- ◀ Provide information that will help inform discussions about future bonds
- ◀ Review traditional bond programs funded during the Big Ideas from 2014 through 2020
- ◀ Collect questions

## Sidewalks and Pedestrian Safety

Big Ideas Funding Summary				
2014 Bond	2016 Bond	2018 Bond	2020 Bond	Total
\$15.0 M	\$15.0 M	\$30.0 M	\$15.0 M	\$75.0 M

- ◀ Aims to improve walkability and provide an experience that is safe, useful, and inviting
- ◀ Funding is used to:
  - Construct new sidewalks
  - Fill gaps in existing sidewalks
  - Provide safe crossings
- ◀ 713 Miles of thoroughfare sidewalks
- ◀ 367 Miles of thoroughfares without sidewalks
- ◀ Prioritized by Charlotte WALKS Plan



## Transportation Safety

Big Ideas Funding Summary				
2014 Bond	2016 Bond	2018 Bond	2020 Bond	Total
-	-	\$2.0 M	\$2.0 M	\$4.0 M

- ◀ Supports Vision Zero philosophy by making the transportation system safer for all modes
- ◀ Funding is used to implement:
  - Traffic calming
  - Street lighting
  - Spot safety projects
- ◀ Prioritized using data, High Injury Network, Vision Zero Action Plan
- ◀ Supported by the Vision Zero Task Force



## Bicycle Facilities

Big Ideas Funding Summary				
2014 Bond	2016 Bond	2018 Bond	2020 Bond	Total
-	-	\$4.0 M	\$4.0 M	\$8.0 M

- ◀ Funding supports the build-out of a bicycle network by connecting gaps between existing facilities
- ◀ Helps connect 201 miles of bikeways through:
  - Pavement markings
  - Wayfinding signage
  - Redesign of existing infrastructure
- ◀ Prioritized by Charlotte BIKES Plan
- ◀ Supported by the Bicycle Advisory Committee



## Repair and Replace Bridges

Big Ideas Funding Summary				
2014 Bond	2016 Bond	2018 Bond	2020 Bond	Total
\$4.0 M	\$3.0 M	\$3.0 M	\$4.0 M	\$14.0 M

- ◀ Ensures all bridges are safe and well-maintained
- ◀ 218 Bridges
- ◀ Funding is used to:
  - Inspect bridges every two years
  - Complete required repairs
  - Replace bridges
- ◀ Federally-mandated work
- ◀ Prioritized by the state's inspection program



## Traffic Control Devices

Big Ideas Funding Summary				
2014 Bond	2016 Bond	2018 Bond	2020 Bond	Total
\$7.0 M	\$4.0 M	\$4.0 M	\$4.0 M	\$19.0 M

- ◀ Ensures traffic control devices are performing properly
- ◀ Funding is used to:
  - Install, maintain, and replace 883 traffic signals
  - Install leading pedestrian intervals and Accessibility Pedestrian Signal devices
- ◀ Federally-mandated work
- ◀ Prioritized by age of equipment



## Traffic Signal System Coordination

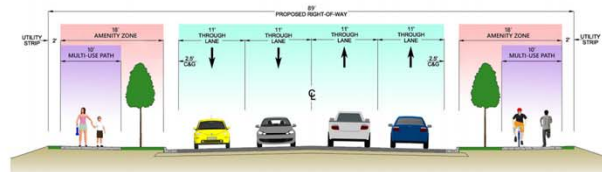
Big Ideas Funding Summary				
2014 Bond	2016 Bond	2018 Bond	2020 Bond	Total
\$3.0 M	\$3.0 M	\$3.0 M	\$4.0 M	\$13.0 M

- ◀ Maximizes the capacity of existing streets through a coordinated communications network
- ◀ Funding is used to install and maintain:
  - 330 miles of fiber-optic cable
  - 458 traffic management cameras
  - Traffic signal priority
- ◀ Prioritized by the Intelligent Transportation Systems Master Plan



## Economic Development Initiatives

- ◀ Promote job creation by guiding redevelopment and supporting new development opportunities
- ◀ Funding is used to:
  - Construct improvements
  - Partner with private developers for infrastructure reimbursements
- ◀ Prioritized by planning documents and leverage opportunities



## Program Additions in 2020 Bond

### Congestion Mitigation

*\$7.6 Million  
(+\$6.7 Million in PAYGO)*

- ◀ Improve traffic flow in targeted areas
- ◀ Small-scale, quick infrastructure projects
- ◀ Prioritized using intersection congestion data

### Street Resurfacing

*\$8.0 Million  
(+\$1.3 Million in PAYGO)*

- ◀ Repave city-maintained streets
- ◀ Prioritized by pavement condition rating and resurfacing cycle
- ◀ Ongoing program moved into CIP in 2020

### Corridors of Opportunity

*\$14.5 Million  
(+\$10.0 Million in PAYGO)*

- ◀ Builds capacity and capitalizes on momentum in targeted communities
- ◀ Connecting infrastructure gaps and creating mobility options
- ◀ Prioritized by corridor Playbooks

## Programming a Bond

### Transportation Programs

- Sidewalks
- Vision Zero
- Bike Facilities
- Bridges
- Traffic Signals

### Economic Development Initiatives

Public/Private Opportunities

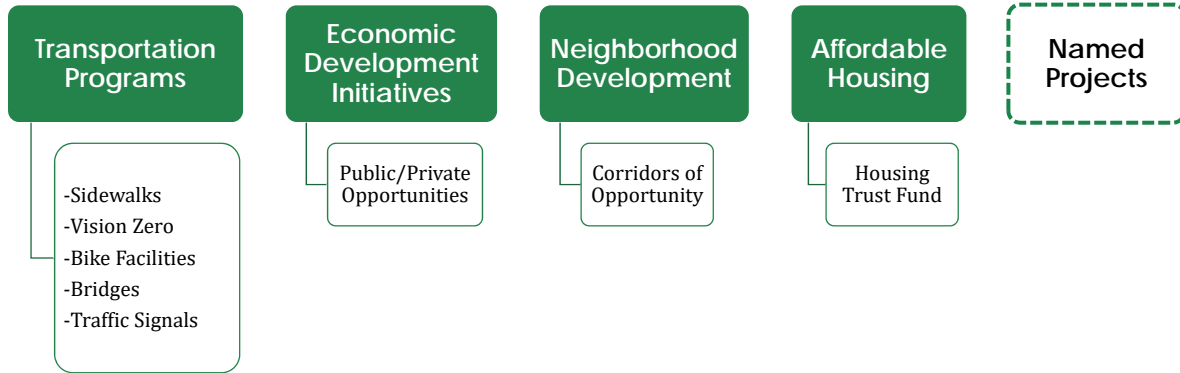
### Neighborhood Development

Corridors of Opportunity

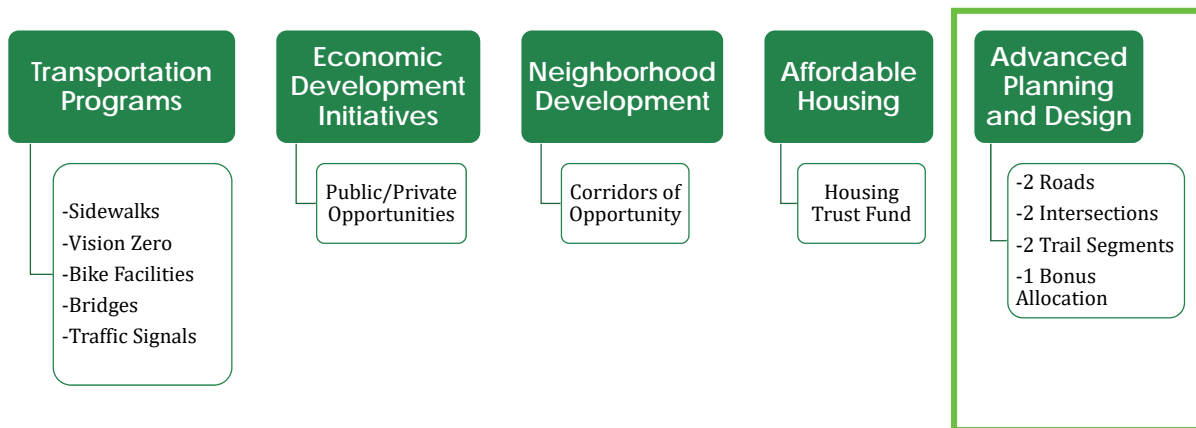
### Affordable Housing

Housing Trust Fund

## Programming a Bond



## Programming a Bond



Questions?