



# Violent Crime Update

Charlotte-Mecklenburg Police Department

January 25, 2021

City of Charlotte



## OVERVIEW

- \* Population and Violent Crime Comparison Over 30 Years
- \* 2020 Crime in Review
- \* Crime Management
- \* Corridor Focus Areas
- \* Moving Forward in 2021

City of Charlotte

2

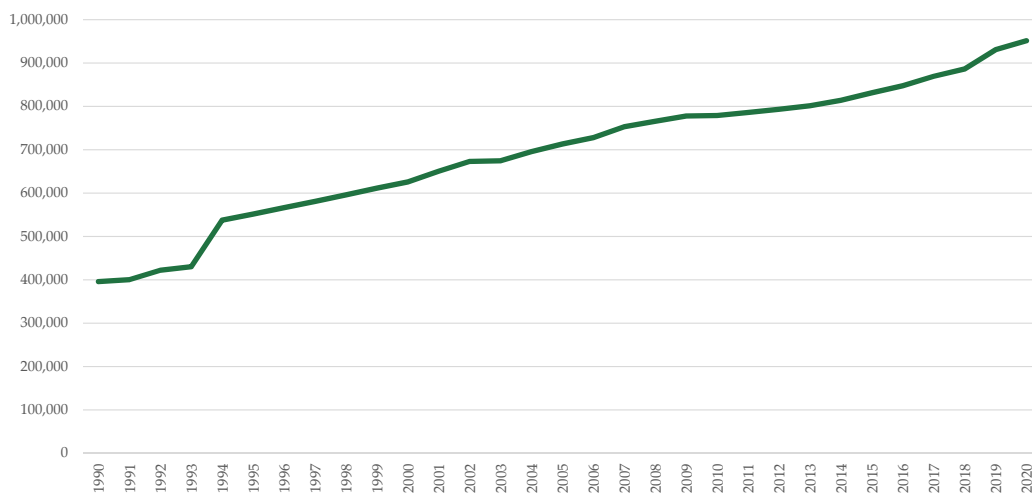


## POPULATION AND VIOLENT CRIME COMPARISON OVER 30 YEARS



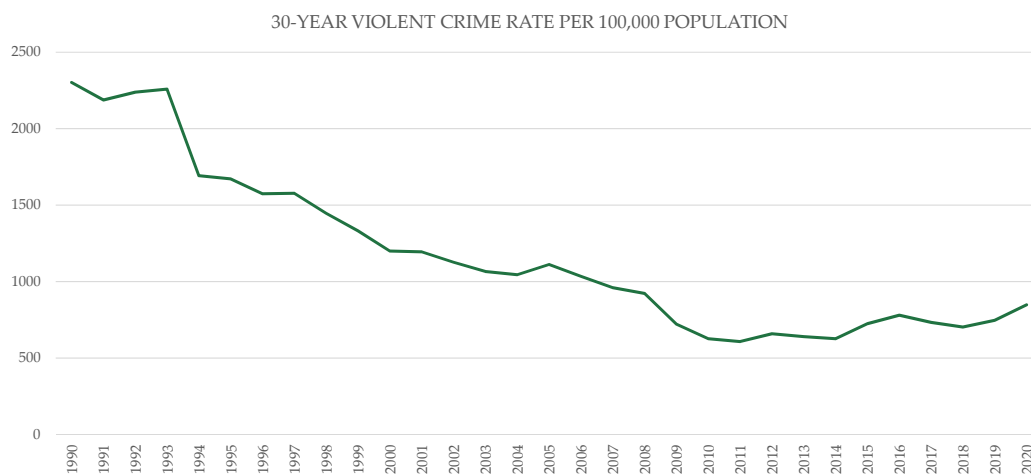
### 30-YEAR JURISDICTION POPULATION ESTIMATE

30-YEAR CPD / CMPD JURISDICTION POPULATION ESTIMATES





## 30-YEAR VIOLENT CRIME RATE PER 100,000 RESIDENTS



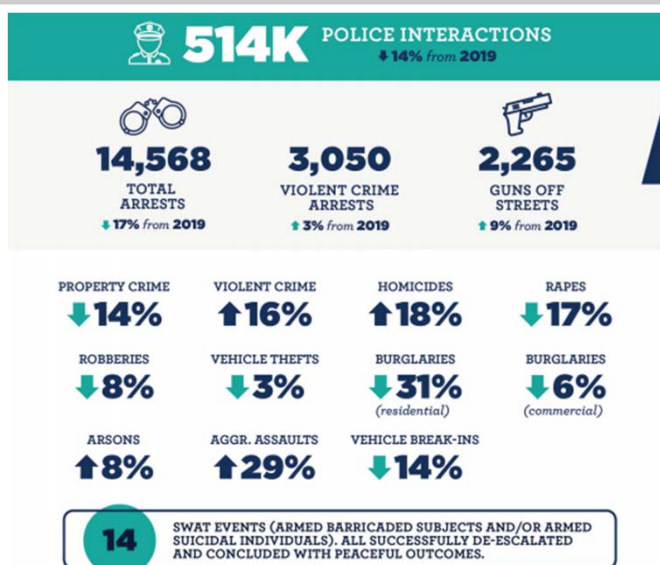
The above rate per population metrics represent violent crime victimization within the CPD/CMPD jurisdiction per every 100,000 residents.



## 2020 CRIME IN REVIEW



## CRIME IN 2020 – OVERALL DOWN 10%



City of Charlotte

7



## CRIME REDUCTION UNITS

- All 13 patrol divisions have a dedicated Crime Reduction Unit
- These specialty units are charged with preventing crime and addressing violent crime trends.
- In 2020, collectively, the department's 13 CRUs
  - Recovered 467 illegal guns from the streets of our community
  - Made 1,620 arrests

City of Charlotte

8



## CRIME STOPPERS

- As hard as our officers and detectives worked in 2020, community cooperation played an enormous role in public safety in 2020.
- It was a historic year for the number of calls community members made to provide tips through Crime Stoppers.



**3,220**  
TIPS  
RECIEVED

**162**  
ARRESTS  
MADE

**330**  
CASES  
CLEARED

**365**  
CHARGES  
LAID

**39**  
FUGITIVE  
ARRESTS

**45**  
GUNS  
RECOVERED



## OVER THE YEARS – HOMICIDES

### Homicide Clearance Rate

Year	2010	2011	2012	2013	2014	2015	2016	2017	2018	2019	2020
Yearly Total %	85%	83%	76%	77%	88%	77%	76%	74%	77%	73%	71%

### Homicides by Primary Circumstance

Circumstance	2010	2011	2012	2013	2014	2015	2016	2017	2018	2019	2020
Domestic	14	9	11	7	10	14	8	21	9	13	16
Drugs	7	4	6	10	6	9	8	9	8	15	16
Robbery	10	10	6	3	4	5	6	15	5	9	12
Sexual Assault	0	1	0	0	0	0	0	0	0	0	0
Argument	15	17	19	21	12	14	26	15	12	33	21
Gang Involvement	5	2	1	1	0	0	0	0		0	2
Other	8	3	9	16	10	21	21	27	24	33	53
Total	59	46	52	58	42	63	69	87	58	103	120



## VICTIMS AND SUSPECTS – HOMICIDES

### Victims by Age & Race

Victims by Age	2019	2020
Under 14	3	3
14-17	5	13
18-24	30	33
25-34	22	31
35-49	23	27
50+	19	12
Unknown	1	2

Victims by Race	2019	2020
Black	82	95
White	13	7
Hispanic	8	15
Asian	0	3
Other	0	1

### Suspects by Age & Race

Suspects by Age	2019	2020
Under 14	2	0
14-17	19	11
18-24	50	50
25-34	27	40
35-49	12	12
50+	8	2

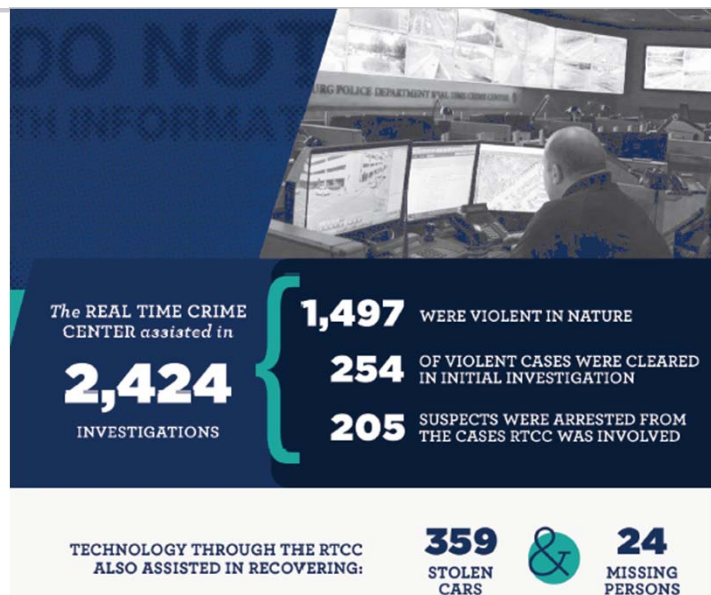
Suspects by Race	2019	2020
Black	104	97
White	4	10
Hispanic	10	5
Asian	0	3
Other	0	0



CRIME MANAGEMENT



## REAL TIME CRIME CENTER



City of Charlotte

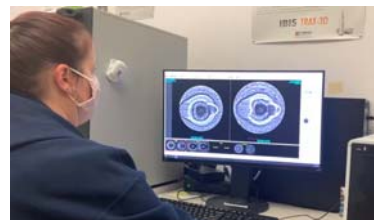
13



## NIBIN

### The National Integrated Ballistic Information Network (NIBIN) program

- CMPD added resources to Crime Lab and expanded NIBIN
  - A ballistic database run by the U.S. Bureau of Alcohol, Tobacco, Firearms and Explosives (ATF).
  - Tracks the ballistics of guns used in crimes from across the country and facilitates sharing of information between law enforcement groups.
  - Results in rapidly tracking gun-specific information and connection of a particular firearm to multiple crimes, regardless of locations.
  - Program expansion allows for firearms testing while entering fired casings from scenes.
- Results:
  - 575 investigative leads were generated through NIBIN last year
  - 517 of those leads involved casings from SIODs



City of Charlotte

14



## SHOOTING INTO OCCUPIED DWELLING TASK FORCE

Realigned some of our most immediate violent crime needs which is people shooting into other people's residences. Approximately **47%** increase for shooting into occupied homes and vehicles in **2020** with **927** incidents.



City of Charlotte

15



## ORGANIZED CRIME TASK FORCE

The Organized Crime Task Force (OCTF) is in partnership with the U.S. Secret Service and investigates organized crime and financial crimes.

### Results from Aug. 1, 2019, through October 2020:

- 21 arrests including 13 federal indictments
- 9 search warrants of residences and/or businesses

### Highlights regarding violent crime:

- 3 violent career criminals arrested and indicted for using stolen identities to purchase, rent and use firearms at local gun ranges.
- Gang investigation with subjects financing drug operations with auto and personal loan fraud.

City of Charlotte

16





## NUISANCE ABATEMENT

---

CMPD will continue to work with other stakeholders in the Nuisance Enforcement Strategy Team (NEST) to strategically leverage nuisance abatement against the owners of property who have historical high crime and fall within the geographical areas of the corridors of opportunity.



## SAFE STREETS TASK FORCE

---

- Under our partnership with the FBI, the Safe Streets Task Force, the CMPD filed federal charges on more than 14 suspects in 2020
  - Some of those charges included: Trafficking Cocaine, Methamphetamine, and Heroin, Conspiracy to Traffic Narcotics, Firearm by Felon
- 19 illegal guns and one flamethrower were recovered in 2020 by the task force
- \$300,000 dollars worth of illegal street narcotics were seized by Safe Streets Task Force in 2020



## HUMAN TRAFFICKING TASK FORCE

- The CMPD's Human Trafficking Task Force worked tirelessly in 2020 to protect some of the most vulnerable members of our community.
- They charged eleven suspects last year and all of those suspects are currently awaiting federal trial.
- The Task Force also worked to divert fourteen victims out of human trafficking.
- All of those victims were children.



## CORE STAT BRIEFINGS

Under Core Stat briefings with CMPD command staff divisions, community leaders are invited to participate in weekly forums to discuss how each of the Core 4 principles of community collaboration, crime management, professional accountability and employee wellness are being delivered.

Community leaders have a critical voice in these forums to say how their respective communities are served.

Divisions are presenting virtually during COVID-19.





## CORRIDOR FOCUS AREAS



### CORRIDORS OF OPPORTUNITY

---

- Beatties Ford Rd./Rozzelles Ferry Corridor
- Central Avenue Corridor
- Freedom Drive/Wilkinson Blvd. Corridor
- North Graham/North Tryon Corridor
- West Blvd and Remount
- Sugar Creek/I85 Corridor



## CORRIDORS OF OPPORTUNITY

- In the city's six Corridors of Opportunity, respective patrol divisions have had several hundred interactive patrols including walking beats, bike patrols, community roll calls.
- More than 1,700 arrests were made in the identified corridors of opportunity.
- Officers conducted more than 2,000 traffic stops, wrote roughly 300 citations, and issued more than more than 1,000 verbal warnings.
- JAG Grant overtime – officers worked thousands of hours of overtime in 2020, most of the overtime activity involved high visibility patrols in addition to coordinating drug operations to reduce violent crime associated with the drug trade.
- Partnered with local business leaders, CPCRT and mental health groups to address homeless and mental health challenges.



MOVING FORWARD IN 2021



## MOVING FORWARD IN 2021

- Core 4 Strategic Priorities (reference handout)
  - Community Collaboration
  - Crime Management
  - Professional Accountability
  - Employee Wellness
- Mission and Vision
  - Mission last updated in 1994



## 2021 VIOLENT CRIME REDUCTION STRATEGY PLAN

### Focused on 3 areas:

1. Priority Locations
2. Priority Offenders
3. Priority Partnerships





## MOVING FORWARD IN 2021

---

- Continue using data and technology to improve policing and reduce violent crime
- Opportunity to realign specialty units for more strategic engagement
- Reorganization of the department – civilianization of several roles to place more officers on patrol.
- Find more opportunities to collaborate with partners in the criminal justice system  
Ex. Offender Accountability Form



## QUESTIONS & ANSWERS

---

