

Update:

Violence Interruption

SEPTEMBER 8, 2020



Framework to Address Violence

Purpose: City, County, Partners, and Community work together to reduce violence, increase economic opportunity, and build healthier, more resilient communities.

**Intergovernmental
Collaboration**

**Invest in
Community-Led
Efforts**

**Interrupt
Violence**

**Community
Collaboration in
Priority Areas**

**Use Data and
Evidence**

PROGRAMS

POLICY

PRACTICE

Interrupt Violence

Street Outreach Violence Interruption

Outreach workers focus on people at highest risk of becoming involved with or victims of violence, and connect individuals with direct support services like conflict mediation, case management, mentoring etc.


- ✓ City has engaged Cure Violence to conduct an assessment of the Beatties Ford and LaSalle priority area
- ✓ Assessment will determine how to best set up a violence interruption program including:
 - Opportunities and challenges to implementation in our local context
 - Partnerships, workers, program structures, and costs for implementation
- ✓ Assessment began in Aug. with a data review, and will continue in Sept. and Oct. with Cure Violence 101 sessions, stakeholder meetings, target area visits, and potential worker meetings
- ✓ This effort will be aligned with a hospital-based violence intervention program, a partnership between the City and Atrium



Treating Violence as a Public Health Issue

Ricardo Williams

R. Brent Decker



Public Health Approach

1. Violence behaves like a *contagious disease (epidemic)*
2. *Treating* violence like an epidemic gets *results* in communities

VIOLENCE

AS A

CONTAGION

***Population
characteristics***

Clustering

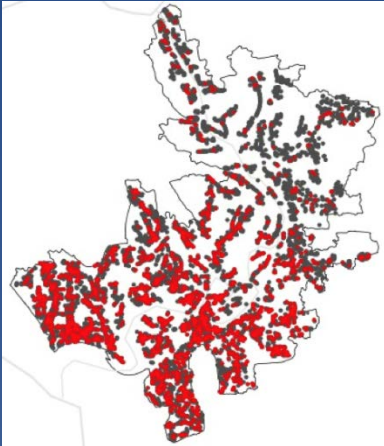
Epidemic waves

Transmission

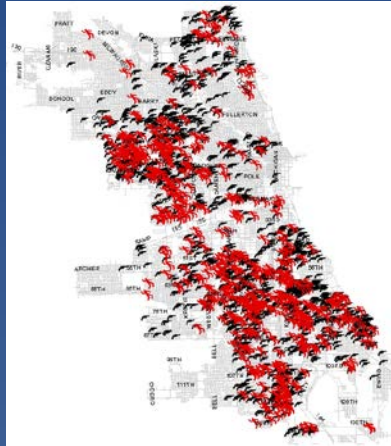
Violence Has Characteristics of Epidemics

1. Violence clusters – like a disease

Cholera



Violence

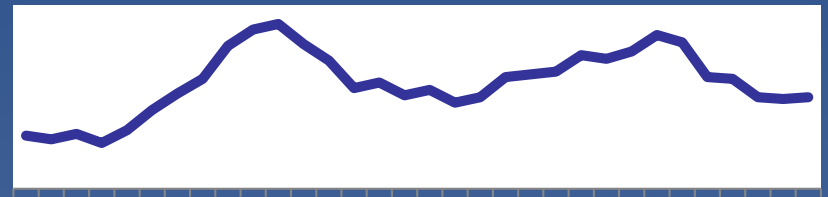


2. Violence spreads – like a disease

Influenza



Violence

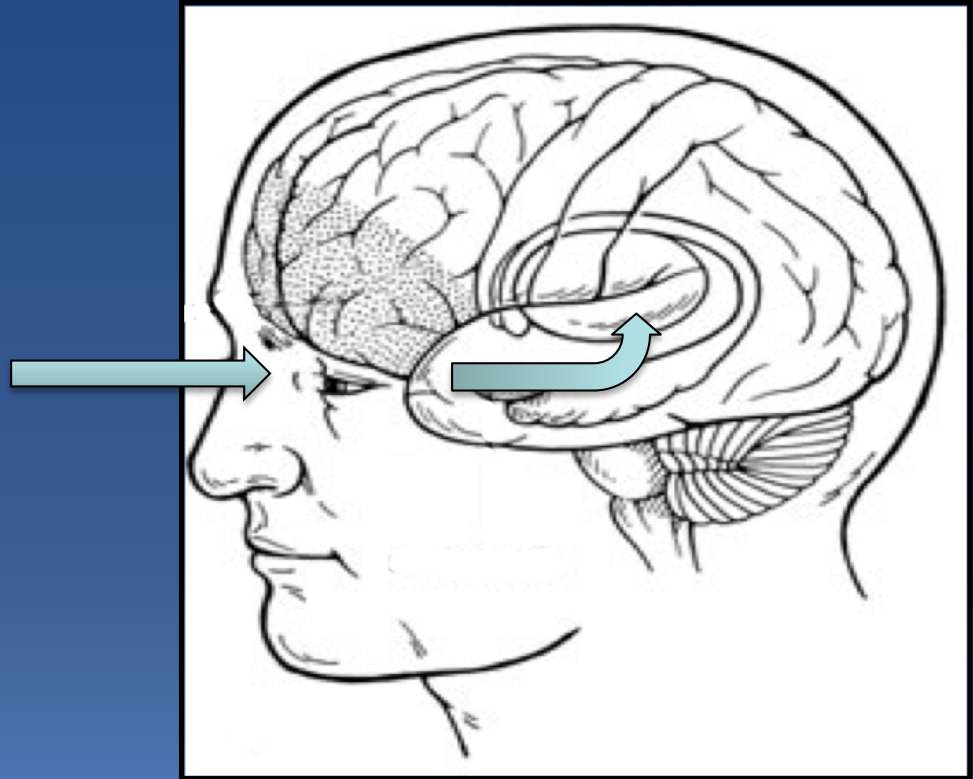


3. Violence is transmitted – through exposure, modeling, social learning, and norms.



MEANS OF TRANSMISSION

VIOLENCE
TRANSMISSION
Observing
Witnessing
Trauma





Behaviors are formed and maintained

- **Formed through:**

Modeling

Trial and Error

- **Maintained through:**

Culture

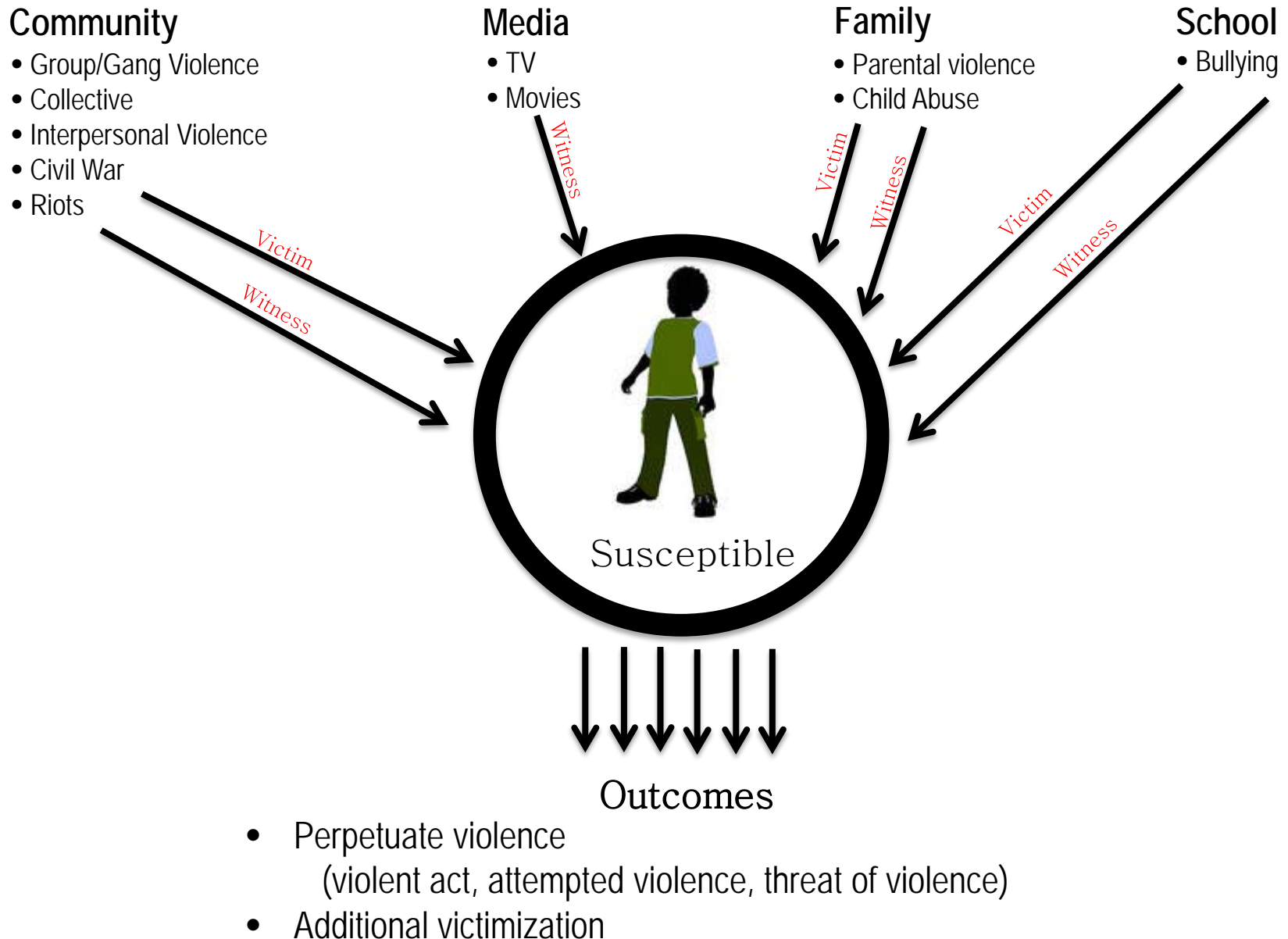
Social Norms





Copying

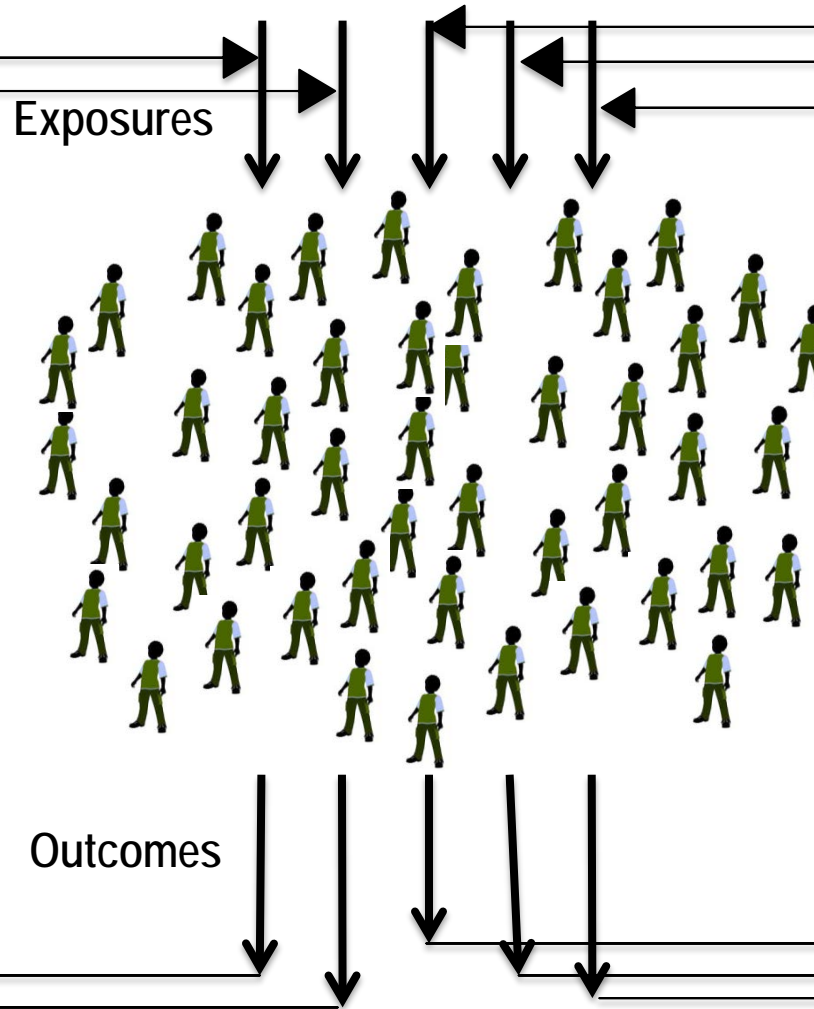
Methods of Exposure to Violence



THE RESULT



MULTIPLE EXPOSURES



MULTIPLE EVENTS

We know
**HOW TO
STOP
HEALTH
EPIDEMICS**



World Health
Organization

STOPPING EPIDEMICS

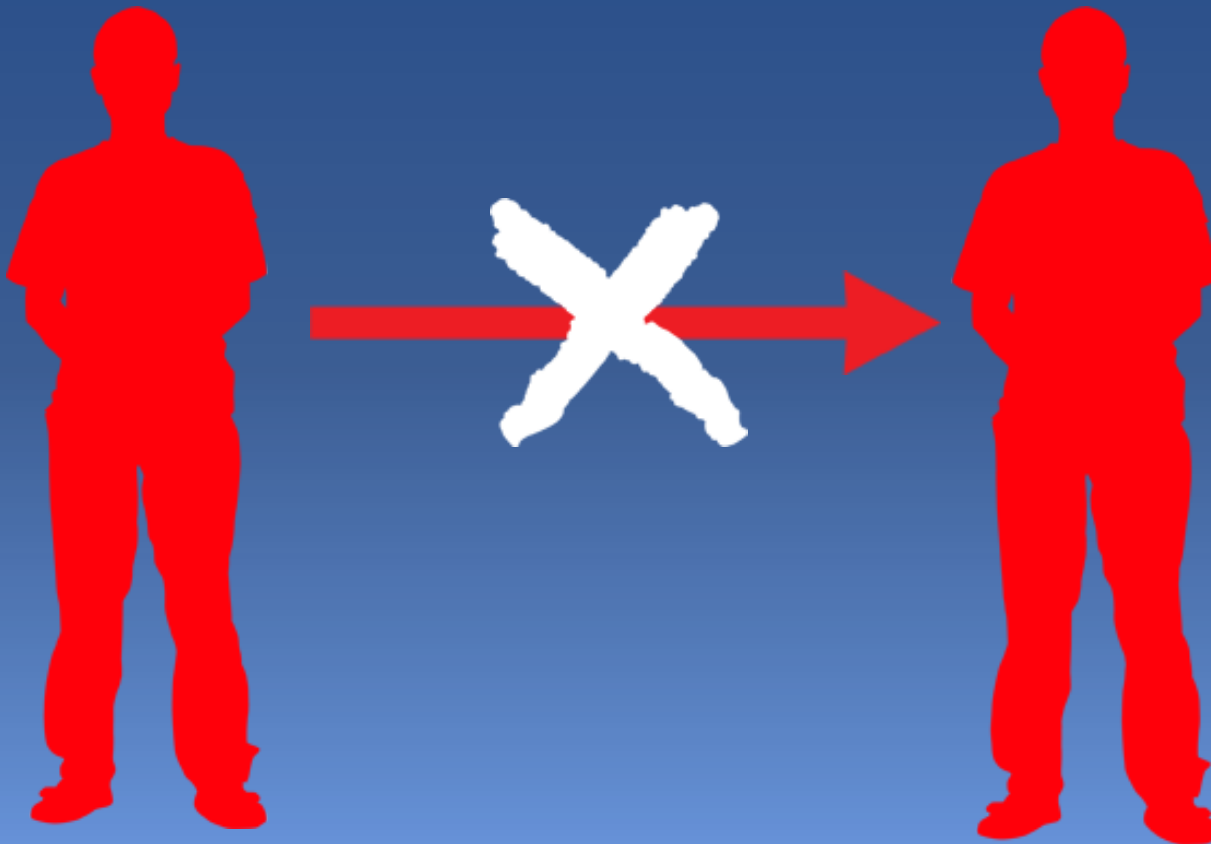
1. Interrupt transmission
2. Prevent future spread
3. Change group norms



World Health
Organization

STOP EPIDEMICS by:

1. Interrupting transmission



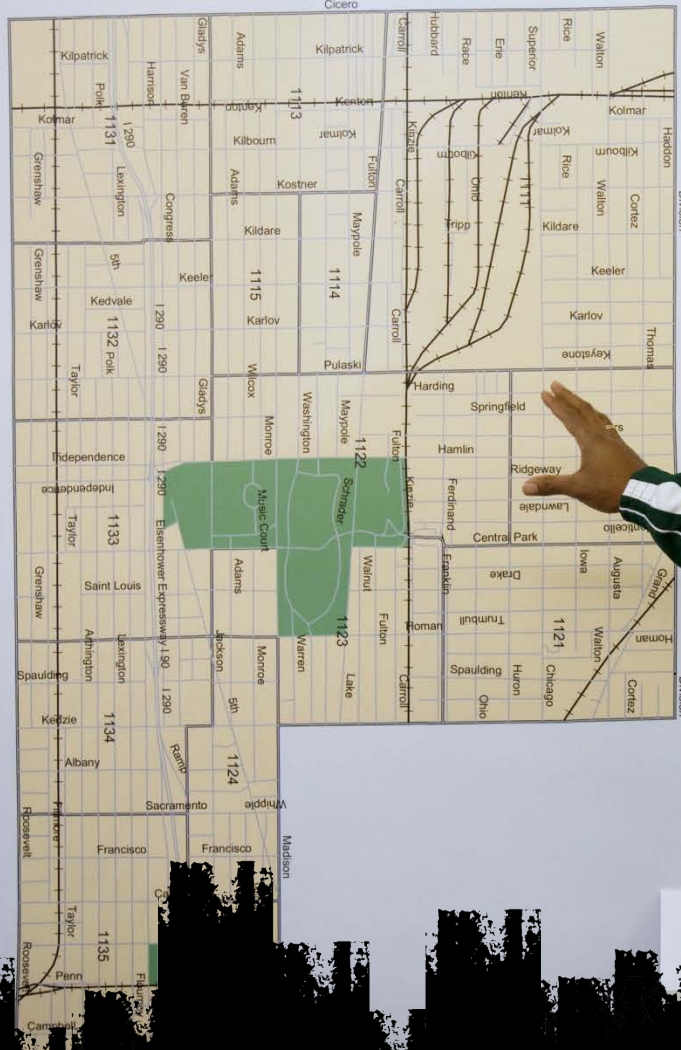
IDENTIFY AND CHANGE THE THINKING OF HIGHEST POTENTIAL TRANSMITTERS





CURE
VIOLENCE

DETECTION & INTERRUPTION



**CURE
VIOLENCE**

Communicator
sense of humor
societies desires
empathy
relate to population
hard worker
truthful
ethics
social skills
meet people where they're at
persistent
non-discriminating
self-care
good listener
advocate
compassion
good partner
patient
humility
solidarity
determination
lead by example
sincere
confidence
common sense
leaves no stone unturned
creative

Mapping High Risk Zones

STOP EPIDEMICS by:

1. Interrupting transmission

2. Preventing future
transmission



World Health
Organization

**CHANGE BEHAVIOR
of highest risk**



CHANGE BEHAVIOR

STOP EPIDEMICS by:

1. Interrupting transmission
2. Preventing future transmission
3. Changing norms



World Health
Organization

CHANGE NORMS





DON'T SHOOT.

I want to grow up.

CHANGE NORMS

CeaseFire Hotline
866-TO-CEASE
www.ceasefireillinois.org



Stop. Killing. People.

Just once and hard at these words. Once they feel
happy, better, families and kids do.
If you're shocked by the violence that's destroying our
communities, killing our kids and ruining our lives...




Don't Let 6x9 or 6 Feet Under

Be Your Only Choices

Don't Shoot!

S.O.S.

Save Our Streets
Crown Heights For information: 347.401.1595



STOP SHOOTING. START LIVING.
SAFE STREETS • 443-384-3556

Don't Let
6x9 or 6 Feet Under
Be Your Only Choices
Man Up! Inc.
Get help now! Call
1-888-SNUGEN

Parent De Matar

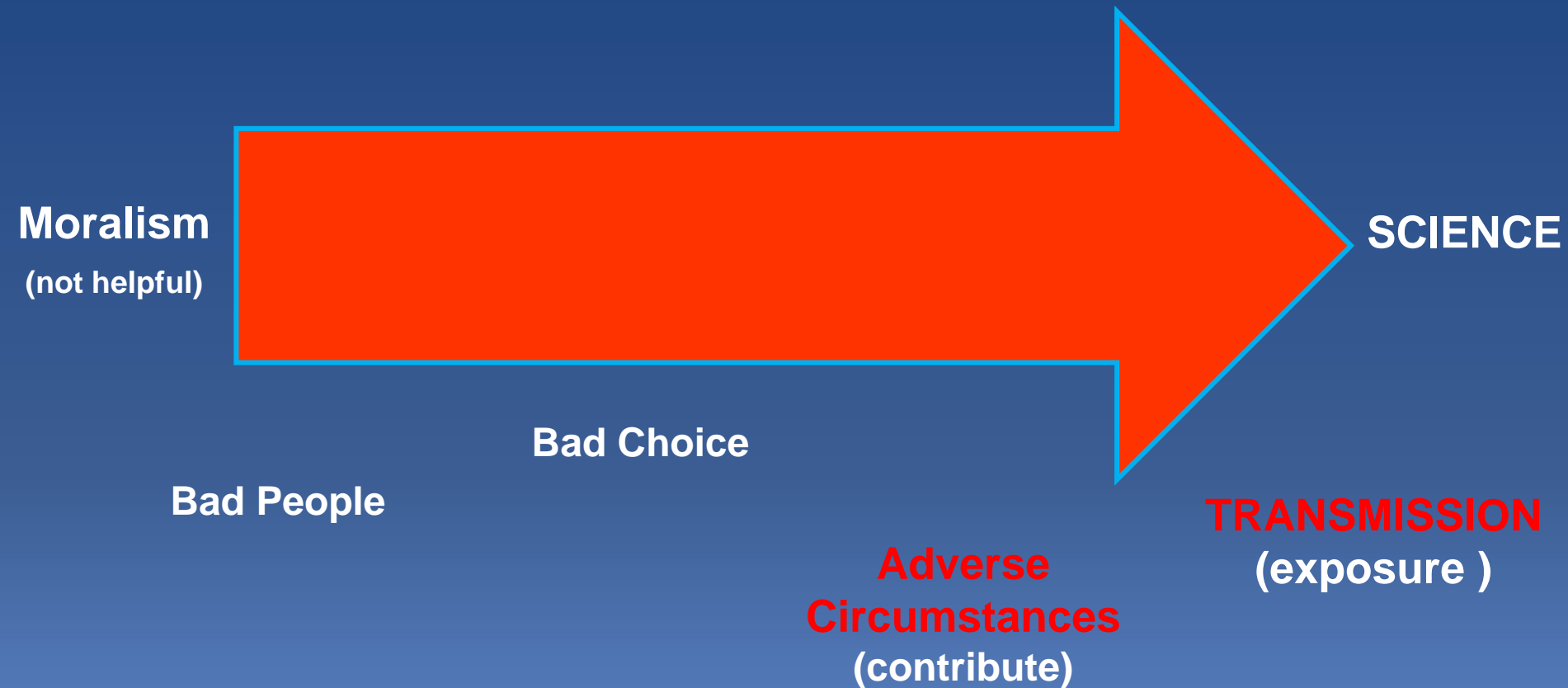
STOP SHOOTING. START LIVING.
SAFE STREETS

1-888-SNUGEN

Man Up! Inc.

Re-Understanding Violence

Reduces current inequity and promotes understanding



World Health
Organization

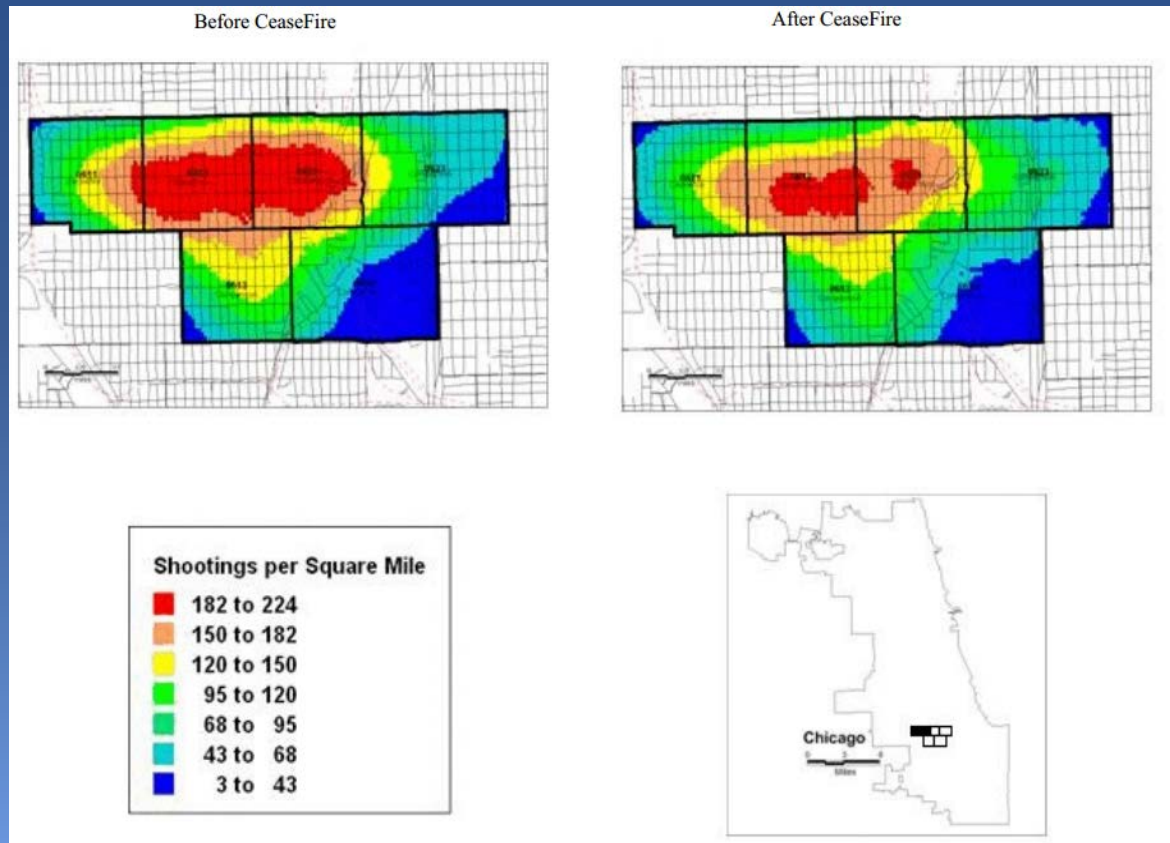
CURE VIOLENCE INTERNATIONAL PARTNERS



INDEPENDENT EVALUATIONS

Success in Chicago (Northwestern)

In Auburn Gresham, 28.4% of the area was a hot spot, with 261 to 322 shootings per square mile. After CeaseFire, 13.5% of the area was a hot spot (52.5% reduction)



Success in Chicago (Northwestern)


Sites: Auburn-Gresham, Englewood, Logan Square, Rogers Park, Southwest, West Garfield Park, West Humboldt Park, East Garfield Park
Implementation period: 2003 to 2006

	Shootings	Hot spots	Reciprocal murders
Auburn-Gresham	-17%	-15%	-100%
Englewood	-34%		-100%
Logan Square	-22%		-100%
Rogers Park		-40%	
Southwest	-24/-27%		0%
West Garfield Park	-24/-23%	-24%	-46%
West Humboldt Park	-16%	-17%	-50%
East Garfield Park	Not evaluated	Not evaluated	-100%

Success in Baltimore (Johns Hopkins)

Sites: Elwood Park, Madison-Eastend, Cherry Hill

Implementation period: 2007 to 2015



Safe Streets had a larger effect on reducing nonfatal shootings—a 25% reduction—than any of the comparator law enforcement activities.

Point estimates for site-specific effects show reductions in each of the sites, the largest being in Cherry Hill (-43%).

Point estimates for program effects by site show positive outcomes in three sites (Cherry Hill at -42%, McElderry Part at -33%, Lower Park Heights at -47%).

Success in New York City (John Jay)

Sites: East New York (Brooklyn) and South Bronx

Implementation period: 2014 to 2016

Gun Violence Trends Before and After the Opening of Two Cure Violence Programs

S.O.S. South Bronx

Gun injuries down 37%*

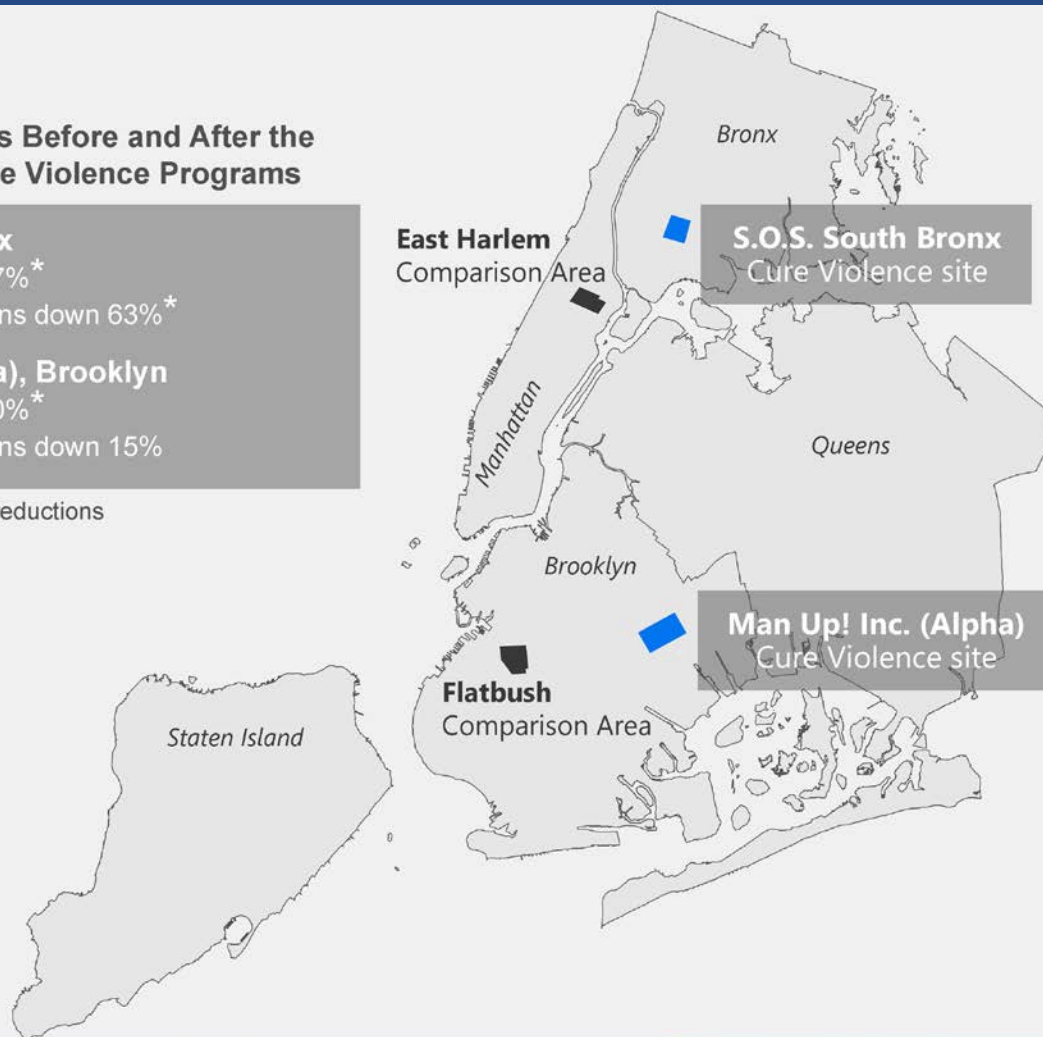
Shooting victimizations down 63%*

Man Up Inc! (Alpha), Brooklyn

Gun injuries down 50%*

Shooting victimizations down 15%

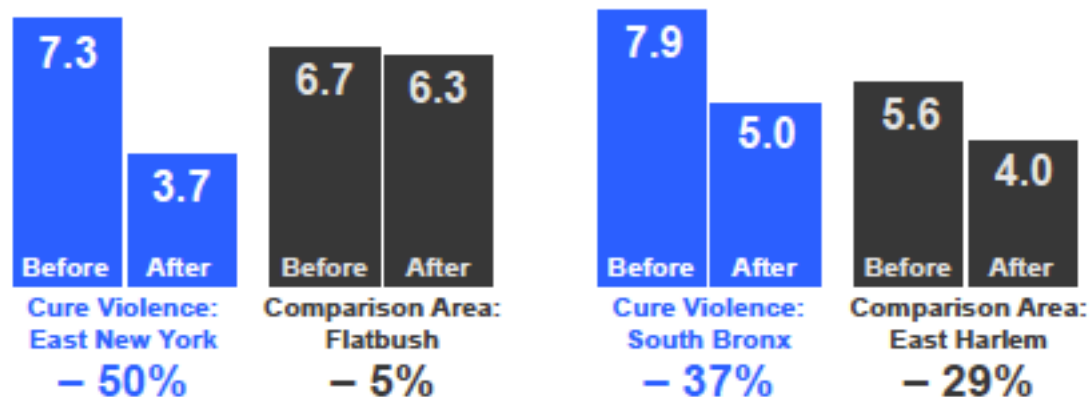
* Statistically significant reductions



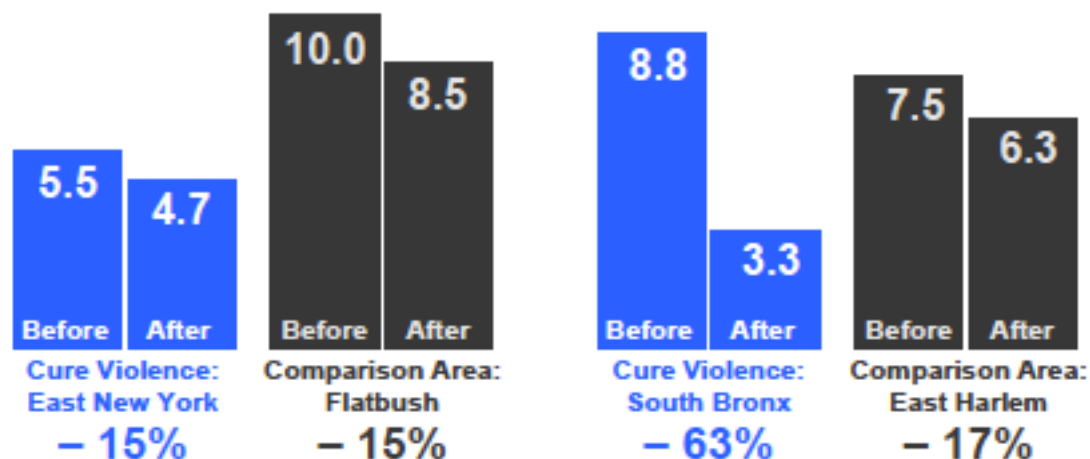
Figure

3 Changes in Gun Injuries and Shooting Victimizations Before and After the Opening of Cure Violence Programs

Gun Injuries per Year ¹

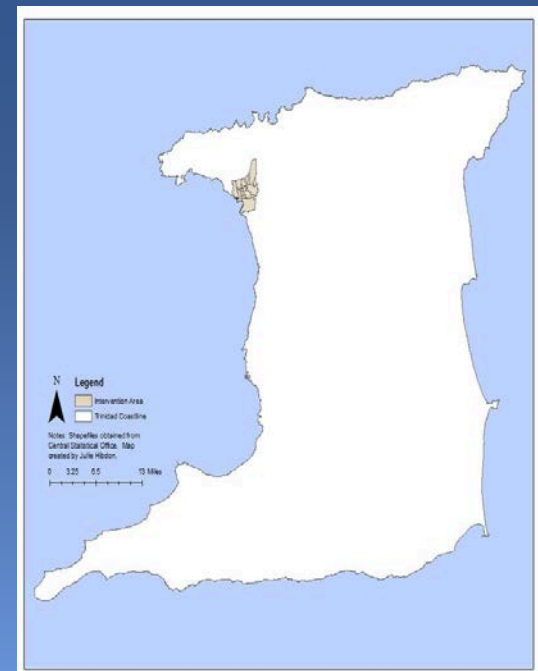
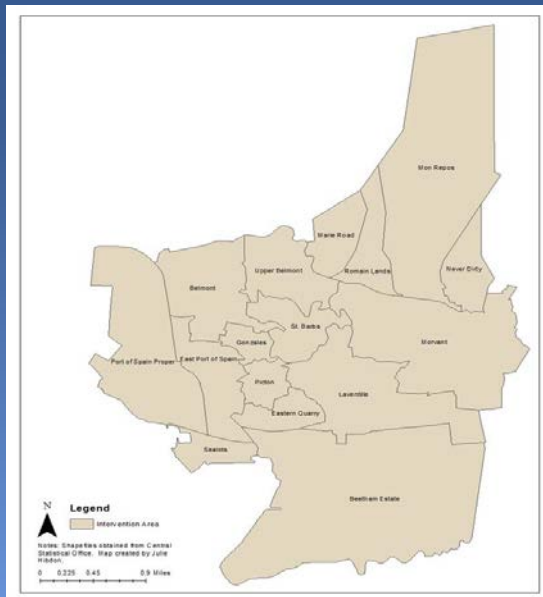


Shooting Victimizations per Year ²

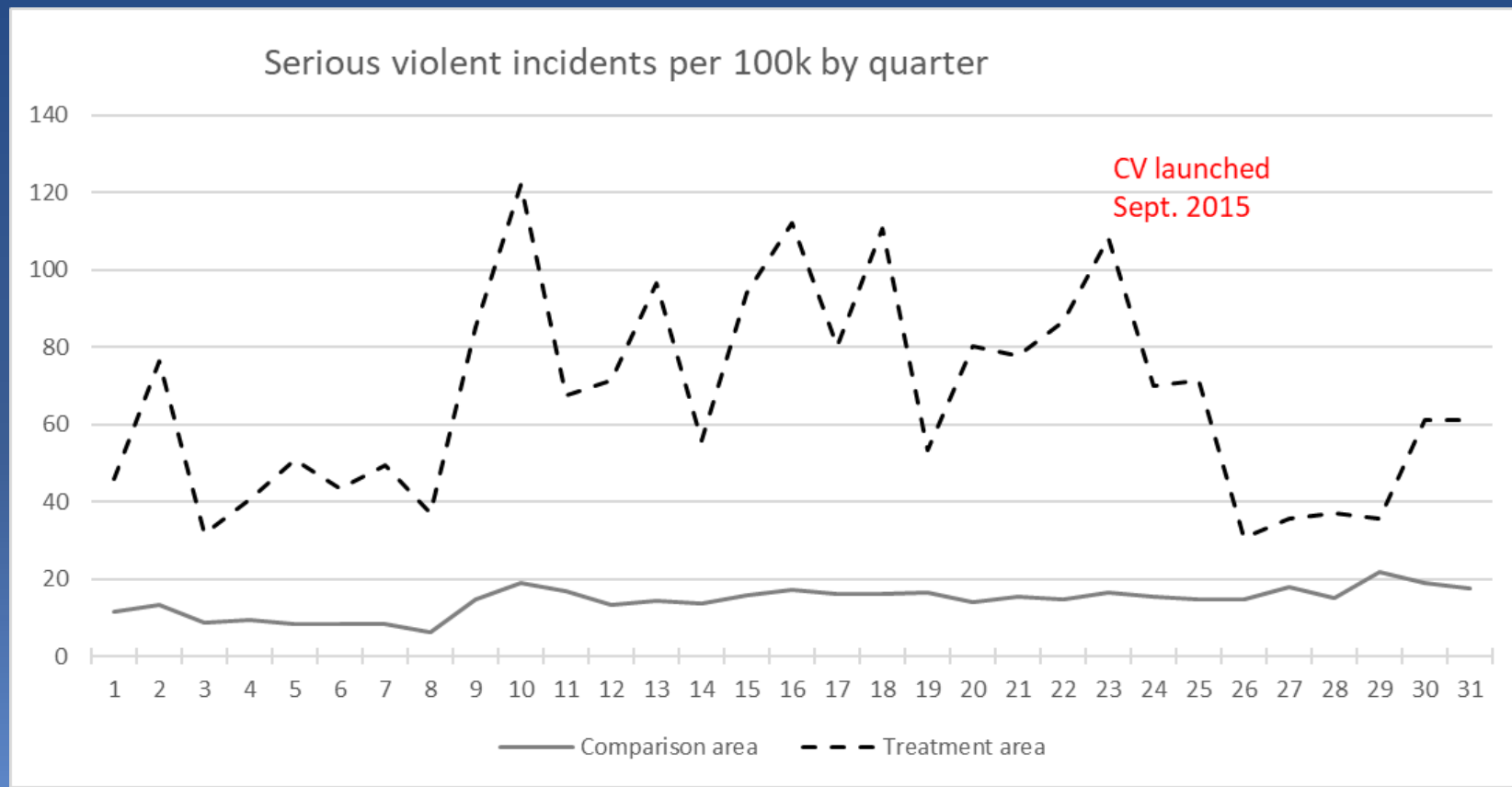


Success in Trinidad (Arizona State Univserity)

- Based on a series of quasi-experimental designs using three independent data sets maintained and updated by different entities, we examined the impact of Project REASON on several indicators of violence...found that the Cure Violence intervention was associated with significant and substantial reductions in violence
- 16 Intervention Communities



Success in Trinidad (ASU)



Six Blocks, 96 Buildings, Zero Shootings: New Recipe at the Queensbridge Houses

About New York

By JIM DWYER JAN. 19, 2017




“Cure Violence....the approach
that will come to prominence.”
- *The Economist*

A PATH APPEARS

TRANSFORMING LIVES,
CREATING OPPORTUNITY

Nicholas D. Kristof
and Sheryl WuDunn

Authors of the #1 best seller
HALF THE SKY



FORUM ON GLOBAL VIOLENCE PREVENTION

WORKSHOP SUMMARY

INSTITUTE OF MEDICINE AND
NATIONAL RESEARCH COUNCIL
OF THE NATIONAL ACADEMIES




FROM THE DIRECTOR OF
HOOP DREAMS
AND THE AUTHOR OF
THERE ARE NO CHILDREN HERE

THE INTERRUPTERS

EVERY CITY NEEDS ITS HEROES





Thank you!



Cure Violence



@CureViolence

rdecker@cvg.org

For More Information Visit:

www.cvg.org

