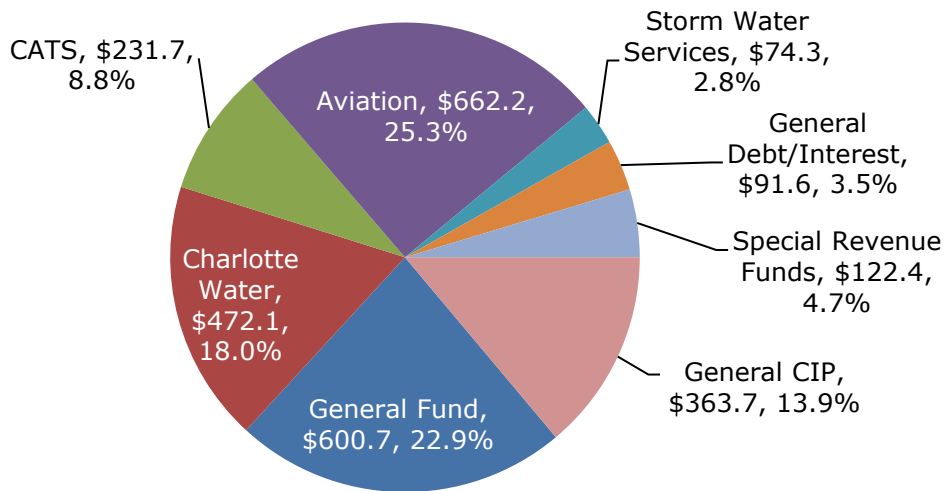




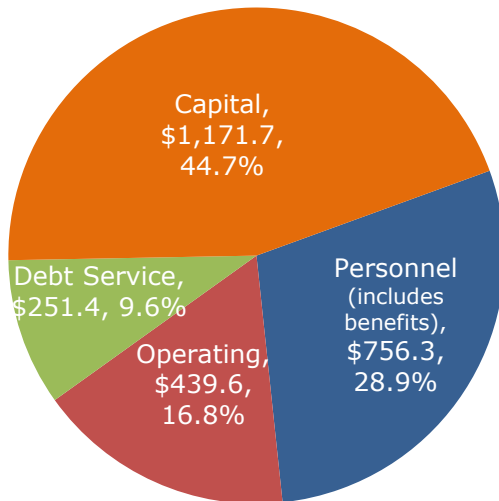
Overview of Total Budget

The total FY 2019 budget is \$2.62 billion. The total budget is comprised of the annual operating budget and the Community Investment Plan (capital budget). The annual operating budget reflects day-to-day operations, while the Community Investment Plan represents large capital outlays over a five-year time horizon. In accordance with North Carolina State Statutes and sound fiscal policy, this is a balanced budget.

FY2019 Proposed Budget Net of Transfers (\$2.62 Billion - \$ millions)



Total Expenditures by Category (\$2.62 Billion - \$ millions)





Revenue and Finance

• Remains a strong value to the community and consistent with Council Policy •

Development of the FY 2019 Budget also included a review of revenue and financial approaches that maintain a good value to tax and rate payers, are consistent with Council policy, and uphold the City's strong financial ratings.

The property tax rate for FY 2019 is 48.87¢ per \$100 of assessed valuation, an increase of 1.00¢. The FY 2019 assessed value is estimated at \$98.85 billion, with an estimated collection rate of 99.0%. The allocation of the tax rate is provided in the table below:

Fund	FY 2018 Tax Rate	FY 2019 Tax Rate	Change from FY 2018 to FY 2019
General Fund	37.41¢	38.16¢	0.75¢
Debt Service	9.26¢	9.51¢	0.25¢
Pay-As-You-Go Capital	1.20¢	1.20¢	0.00¢
Total	47.87¢	48.87¢	1.00¢

Charlotte Water

The FY 2019 Water and Sewer Fee is proposed to increase by three percent for the typical homeowner. The typical homeowner would experience a \$1.89 per month increase. Charlotte Water's proposed budget focuses on maintaining a high quality drinking water and wastewater system, guaranteeing a high level of customer satisfaction, ensuring operational efficiency and compliance, improving safety and security, and promoting a thriving, economically sustainable community.

Storm Water

The FY 2019 Storm Water Services fee is proposed to increase by six percent. 90% of the detached single-family parcels would see an increase of less than \$0.75 per month. A portion of the fee increase will fund the pilot cost-share program for existing low priority 'C' requests at \$5 million over two years. The FY 2019 proposed budget funds 17 new positions to support storm drainage improvement and surface water quality enhancement projects.

Solid Waste

The FY 2019 Solid Waste Fee is proposed to increase by \$7.06 annually (\$0.59 per month). The proposed increase will generate additional revenue to cover FY 2019 increases in contractual obligations and waste disposal fees. Contract increases include escalations for solid waste collection services performed by private haulers and for rollout containers. Mecklenburg County is proposing increases of \$1.50 per ton for landfill disposal, \$2.00 per ton for yard waste disposal and \$7.50 per ton for bagged leaves.

The following table reflects the FY 2019 **City tax and fee** impact for homes at the \$100,000 value, calculated based on owner-occupied, single family homes:

City of Charlotte taxes and fees - \$100,000 home	Prior Year FY 2018	FY 2019	\$ Change	% Change
Property Taxes (includes 1¢ increase)	\$478.70	\$488.70	\$10.00	2.1%
Solid Waste fee (Residential)	\$39.00	\$46.06	\$7.06	18.1%
Water and Sewer (Average user rate)	\$752.64	\$775.32	\$22.68	3.0%
Storm Water (Average user rate)	\$66.24	\$70.21	\$3.97	6.0%
Total Monthly	\$111.38	\$115.02	\$3.64	3.3%
Total Annual	\$1,336.58	\$1,380.29	\$43.71	3.3%



General Fund Budget
• *A balanced budget reflecting Council Priorities with revenue limitations* •

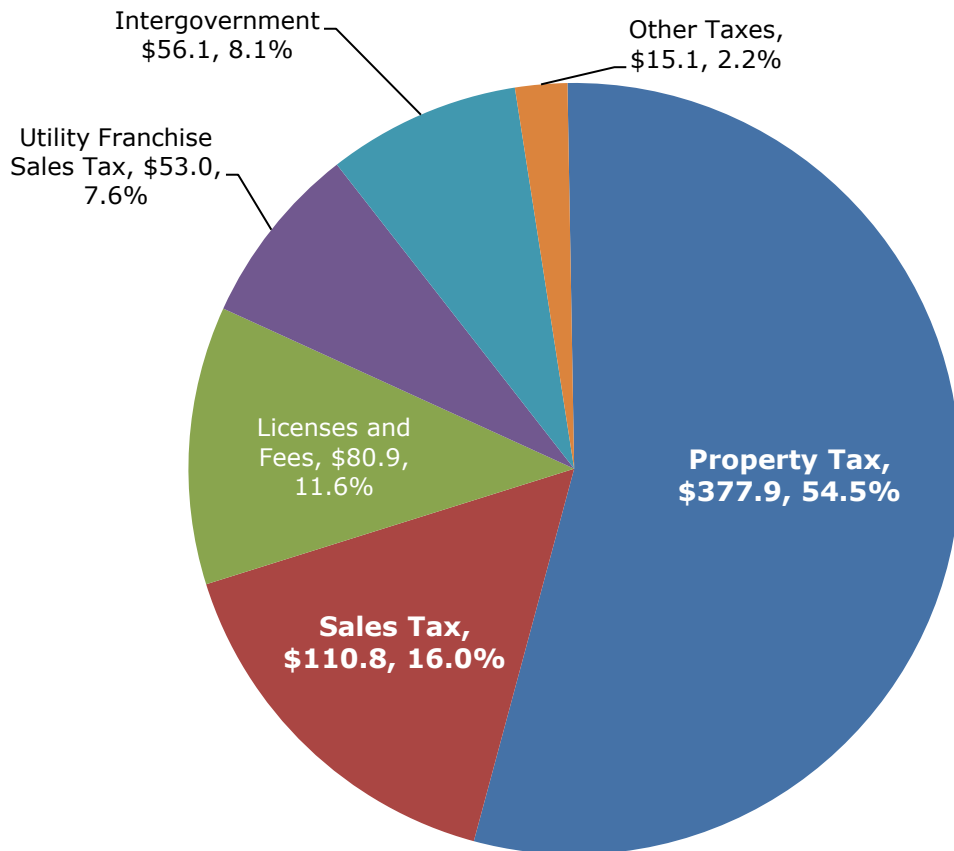
General Fund Definition

A central fund into which most of the City's general tax revenues and discretionary resources are pooled, which is allocated to support many of the operations of City government.

General Fund Revenues

The two largest revenue sources in the General Fund are Property Tax and Sales Tax, which comprise approximately 71 percent of total revenue. The total General Fund revenue growth is budgeted at \$25.0 million, an increase of 3.7% above FY 2018.

**General Fund Revenues
Where the Money Comes From
\$693.8 million (\$-millions)**





General Fund Expenditures

The proposed FY 2019 General Fund budget is \$693.8 million, a 3.7 percent increase above FY 2018 to address the Mayor and Council’s priorities and provide for a well-managed government.

**FY 2019 General Fund Expenditures
Where the Money Goes
\$693.8 million**

